



Site Usage

363 Visits

27.82% Bounce Rate

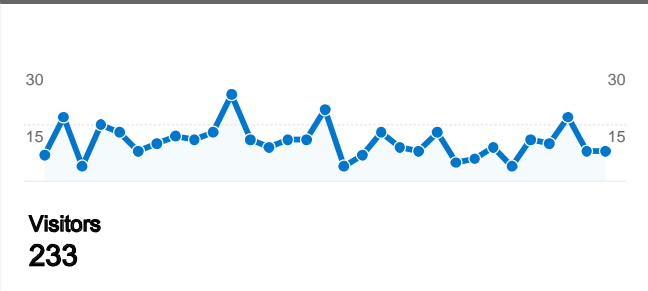
1,295 Pageviews

00:03:11 Avg. Time on Site

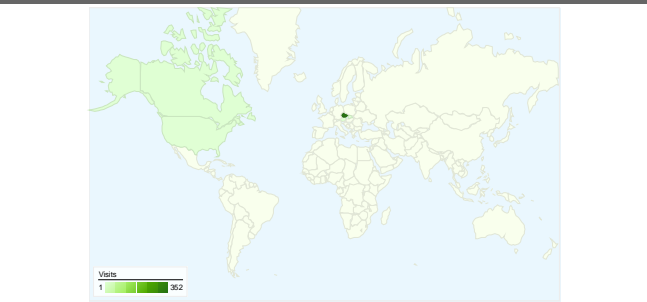
3.57 Pages/Visit

44.90% % New Visits

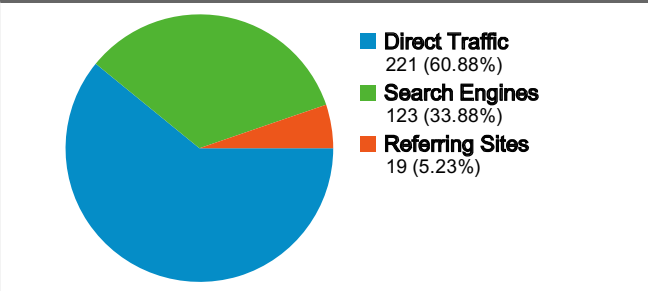
Visitors Overview



Map Overlay world



Traffic Sources Overview










Content Overview

| Pages | Pageviews | % Pageviews |
|----------------------|-----------|-------------|
| / | 400 | 30.89% |
| /pages/aktuality.htm | 208 | 16.06% |
| /pages/osady.htm | 148 | 11.43% |
| /pages/trebsin.htm | 95 | 7.34% |
| /pages/fotos.htm | 87 | 6.72% |



233 people visited this site

-  **363** Visits
-  **233** Absolute Unique Visitors
-  **1,295** Pageviews
-  **3.57** Average Pageviews
-  **00:03:11** Time on Site
-  **27.82%** Bounce Rate
-  **44.90%** New Visits

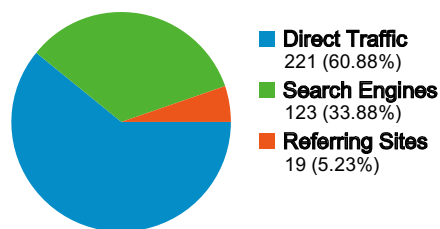
Technical Profile

| Browser | Visits | % visits | Connection Speed | Visits | % visits |
|-------------------|--------|----------|------------------|--------|----------|
| Internet Explorer | 283 | 77.96% | Unknown | 172 | 47.38% |
| Firefox | 74 | 20.39% | DSL | 76 | 20.94% |
| Opera | 4 | 1.10% | Dialup | 58 | 15.98% |
| Mozilla | 2 | 0.55% | Cable | 53 | 14.60% |
| | | | T1 | 3 | 0.83% |



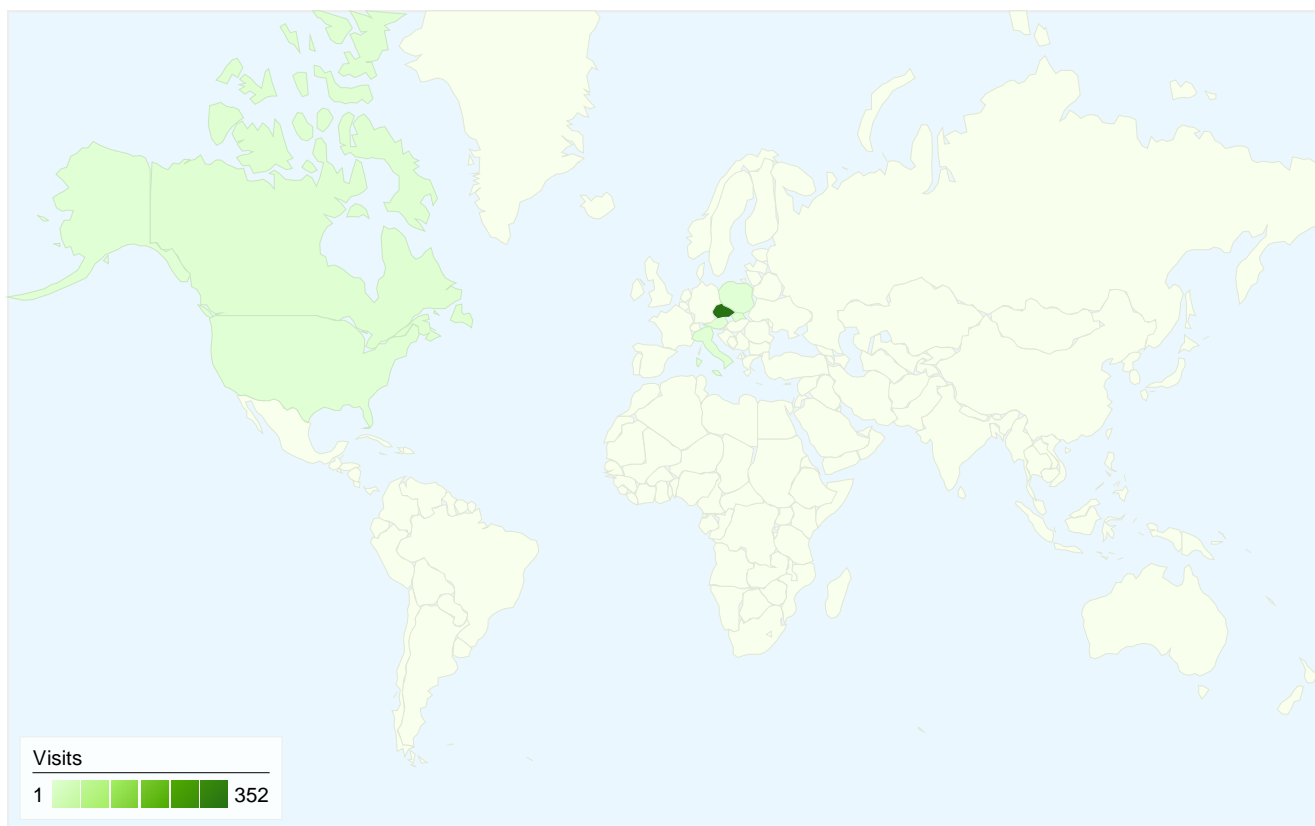
All traffic sources sent a total of 363 visits

- 60.88%** Direct Traffic
- 5.23%** Referring Sites
- 33.88%** Search Engines



Top Traffic Sources

| Sources | Visits | % visits | Keywords | Visits | % visits |
|-------------------------------|--------|----------|----------------|--------|----------|
| (direct) ((none)) | 221 | 60.88% | třebšín | 39 | 31.71% |
| seznam (organic) | 83 | 22.87% | trebsin | 12 | 9.76% |
| google (organic) | 25 | 6.89% | trebsin.cz | 9 | 7.32% |
| usvit.websnadno.cz (referral) | 11 | 3.03% | www.trebsin.cz | 8 | 6.50% |
| search (organic) | 9 | 2.48% | sdh | 6 | 4.88% |



363 visits came from 7 countries/territories

| Site Usage | | | | | | |
|---|--|--|--|--|-------------|------------|
| Visits | Pages/Visit | Avg. Time on Site | % New Visits | Bounce Rate | | |
| 363 % of Site Total: 100.00% | 3.57 Site Avg: 3.57 (0.00%) | 00:03:11 Site Avg: 00:03:11 (0.00%) | 44.90% Site Avg: 44.90% (0.00%) | 27.82% Site Avg: 27.82% (0.00%) | | |
| Country/Territory | Visits | Pages/Visit | Avg. Time on Site | % New Visits | Bounce Rate | |
| Czech Republic | 352 | 3.57 | 00:03:13 | 44.60% | 27.56% | |
| Canada | 3 | 2.00 | 00:00:26 | 66.67% | 33.33% | |
| Slovakia | 2 | 3.50 | 00:00:40 | 100.00% | 0.00% | |
| Austria | 2 | 5.50 | 00:00:45 | 0.00% | 0.00% | |
| United States | 2 | 1.00 | 00:00:00 | 50.00% | 100.00% | |
| Poland | 1 | 10.00 | 00:17:56 | 0.00% | 0.00% | |
| Italy | 1 | 1.00 | 00:00:00 | 100.00% | 100.00% | |
| | | | | | | 1 - 7 of 7 |



Pages on this site were viewed a total of 1,295 times

1,295 Pageviews

967 Unique Views

27.82% Bounce Rate

Top Content





| Pages | Pageviews | % Pageviews |
|----------------------|-----------|-------------|
| / | 400 | 30.89% |
| /pages/aktuality.htm | 208 | 16.06% |
| /pages/osady.htm | 148 | 11.43% |
| /pages/trebsin.htm | 95 | 7.34% |
| /pages/fotos.htm | 87 | 6.72% |



363 Visits

11.71 Visits / Day

| Date | Percentage | Count |
|------------------------------|------------|-------|
| Thursday, November 22, 2007 | 2.20% | (8) |
| Friday, November 23, 2007 | 6.61% | (24) |
| Saturday, November 24, 2007 | 1.38% | (5) |
| Sunday, November 25, 2007 | 4.13% | (15) |
| Monday, November 26, 2007 | 4.68% | (17) |
| Tuesday, November 27, 2007 | 2.48% | (9) |
| Wednesday, November 28, 2007 | 3.31% | (12) |
| Thursday, November 29, 2007 | 3.31% | (12) |
| Friday, November 30, 2007 | 3.86% | (14) |
| Saturday, December 1, 2007 | 4.13% | (15) |
| Sunday, December 2, 2007 | 8.54% | (31) |
| Monday, December 3, 2007 | 3.31% | (12) |
| Tuesday, December 4, 2007 | 2.75% | (10) |
| Wednesday, December 5, 2007 | 3.58% | (13) |
| Thursday, December 6, 2007 | 3.31% | (12) |
| Friday, December 7, 2007 | 5.23% | (19) |
| Saturday, December 8, 2007 | 1.10% | (4) |
| Sunday, December 9, 2007 | 1.93% | (7) |
| Monday, December 10, 2007 | 3.58% | (13) |
| Tuesday, December 11, 2007 | 2.48% | (9) |
| Wednesday, December 12, 2007 | 2.48% | (9) |
| Thursday, December 13, 2007 | 3.58% | (13) |
| Friday, December 14, 2007 | 1.38% | (5) |
| Saturday, December 15, 2007 | 1.65% | (6) |
| Sunday, December 16, 2007 | 2.48% | (9) |
| Monday, December 17, 2007 | 1.38% | (5) |
| Tuesday, December 18, 2007 | 3.03% | (11) |

| | | |
|------------------------------|---|------------|
| Wednesday, December 19, 2007 |  | 3.03% (11) |
| Thursday, December 20, 2007 |  | 4.68% (17) |
| Friday, December 21, 2007 |  | 2.20% (8) |
| Saturday, December 22, 2007 |  | 2.20% (8) |



233 people visited this site

363 Visits

233 Absolute Unique Visitors

1,295 Pageviews

3.57 Average Pageviews

00:03:11 Time on Site

27.82% Bounce Rate

44.90% New Visits

Technical Profile

| Browser | Visits | % visits | Connection Speed | Visits | % visits |
|-------------------|--------|----------|------------------|--------|----------|
| Internet Explorer | 283 | 77.96% | Unknown | 172 | 47.38% |
| Firefox | 74 | 20.39% | DSL | 76 | 20.94% |
| Opera | 4 | 1.10% | Dialup | 58 | 15.98% |
| Mozilla | 2 | 0.55% | Cable | 53 | 14.60% |
| | | | T1 | 3 | 0.83% |

Analytics Settings

View Reports: [www.trebsin.cz/](#)

My Analytics Accounts: Trebsin

- Dashboard
- Visitors
 - Overview
 - Map Overlay
 - New vs. Returning
 - Languages**
 - Visitor Trending
 - Visitor Loyalty
 - Browser Capabilities
 - Network Properties
 - User Defined
- Traffic Sources
- Content
- Goals

- Settings**
 - Email

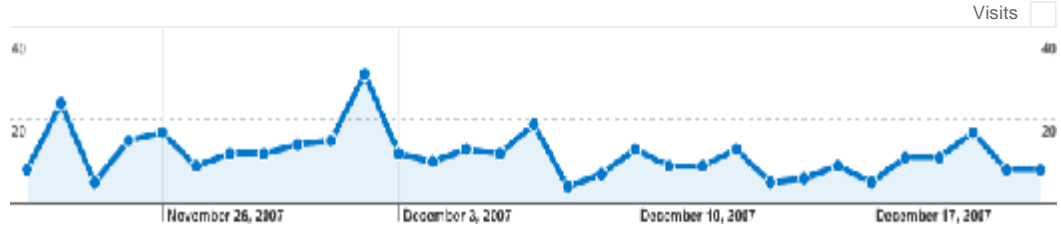
- Help Resources**
 - [About this Report](#)
 - [Conversion University](#)
 - [Common Questions](#)
 - [Report Finder](#)

[Overview >](#)

Languages

Nov 22, 2007 - Dec 22, 2007
Comparing to: Site

[Export](#) [Email](#) [Add to Dashboard](#)



363 visits used 7 languages

Site Usage [Goal Conversion](#)

Views:

| Visits 363 % of Site Total: 100.00% | Pages/Visit 3.57 Site Avg: 3.57 (0.00%) | Avg. Time on Site 00:03:11 Site Avg: 00:03:11 (0.00%) | % New Visits 44.90% Site Avg: 44.90% (0.00%) | Bounce Rate 27.82% Site Avg: 27.82% (0.00%) | |
|---|---|---|--|---|-------------|
| Language | Visits | Pages/Visit | Avg. Time on Site | % New Visits | Bounce Rate |
| 1. cs | 341 | 3.66 | 00:03:17 | 43.70% | 26.98% |
| 2. en-us | 14 | 2.21 | 00:02:19 | 57.14% | 35.71% |
| 3. cs-cz | 4 | 2.25 | 00:01:09 | 50.00% | 25.00% |
| 4. de | 1 | 1.00 | 00:00:00 | 100.00% | 100.00% |
| 5. it | 1 | 1.00 | 00:00:00 | 100.00% | 100.00% |
| 6. ru | 1 | 1.00 | 00:00:00 | 100.00% | 100.00% |
| 7. sk | 1 | 3.00 | 00:00:30 | 100.00% | 0.00% |

Find Language: [containing](#) Go to: Show rows: [10](#) 1 - 7 of 7



363 visits came from 98 network locations

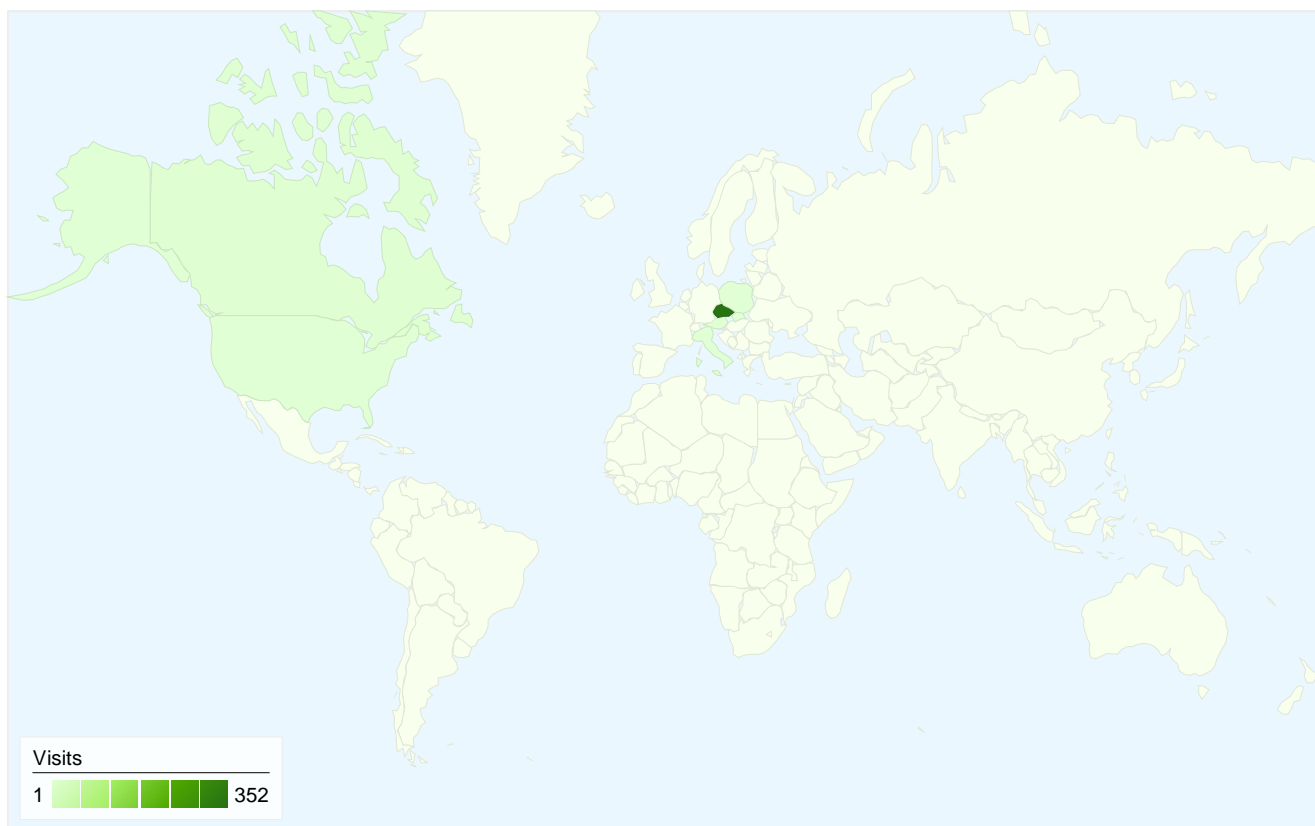
Site Usage

| Visits | Pages/Visit | Avg. Time on Site | % New Visits | Bounce Rate | |
|--|---|---|---|---|-------------|
| 363 % of Site Total: 100.00% | 3.57 Site Avg: 3.57 (0.00%) | 00:03:11 Site Avg: 00:03:11 (0.00%) | 44.90% Site Avg: 44.90% (0.00%) | 27.82% Site Avg: 27.82% (0.00%) | |
| Network Location | Visits | Pages/Visit | Avg. Time on Site | % New Visits | Bounce Rate |
| xdsl network-adsl | 59 | 4.25 | 00:03:03 | 38.98% | 27.12% |
| upc internet catv | 32 | 5.22 | 00:07:57 | 65.62% | 18.75% |
| address block #2 of eurotel praha | 25 | 2.48 | 00:02:31 | 20.00% | 28.00% |
| ipex a.s. | 25 | 4.40 | 00:03:58 | 48.00% | 8.00% |
| upc ceska republika a.s. | 24 | 3.29 | 00:02:42 | 66.67% | 29.17% |
| lam plus s.r.o. | 15 | 3.40 | 00:00:36 | 6.67% | 6.67% |
| petr slezak - pescom | 14 | 3.50 | 00:01:27 | 7.14% | 0.00% |
| provider local registry | 11 | 2.45 | 00:02:35 | 36.36% | 18.18% |
| losan s.r.o. | 9 | 6.44 | 00:15:59 | 33.33% | 0.00% |
| charles university in prague | 8 | 2.50 | 00:00:27 | 25.00% | 62.50% |
| praha dialup pop | 6 | 2.50 | 00:00:44 | 0.00% | 16.67% |
| sloane park property trust a.s. | 6 | 5.50 | 00:06:41 | 66.67% | 33.33% |
| jaroslava vanova | 5 | 1.80 | 00:00:39 | 20.00% | 40.00% |
| pragoprojekt a.s. | 5 | 3.00 | 00:02:25 | 0.00% | 0.00% |
| xdsl praha brno | 5 | 3.00 | 00:01:34 | 0.00% | 0.00% |
| adsl-pool for adsifun | 4 | 1.75 | 00:00:02 | 0.00% | 50.00% |
| czech ministry of environment/prague | 4 | 2.00 | 00:01:49 | 50.00% | 50.00% |
| internet service provider | 4 | 6.00 | 00:06:09 | 50.00% | 25.00% |
| easy communication network | 3 | 1.33 | 00:00:25 | 33.33% | 66.67% |
| shaw communications inc. | 3 | 2.00 | 00:00:26 | 66.67% | 33.33% |
| cesky svaz telesne vychovy | 2 | 11.50 | 00:12:34 | 100.00% | 0.00% |
| clearwire llc | 2 | 1.00 | 00:00:00 | 50.00% | 100.00% |

| | | | | | |
|---|---|------|----------|---------|---------|
| clnet | 2 | 1.00 | 00:00:00 | 100.00% | 100.00% |
| customers adsl gts | 2 | 1.00 | 00:00:00 | 100.00% | 100.00% |
| gprs/umts customer network | 2 | 3.50 | 00:03:26 | 100.00% | 0.00% |
| gts novera a.s. | 2 | 7.00 | 00:04:27 | 0.00% | 0.00% |
| karneval media kralupy 3 - public | 2 | 2.00 | 00:00:54 | 50.00% | 50.00% |
| monex s.r.o. | 2 | 1.50 | 00:00:05 | 50.00% | 50.00% |
| mps ha-vel spol.s r.o. | 2 | 2.50 | 00:00:48 | 0.00% | 0.00% |
| net4net a.s. | 2 | 2.50 | 00:00:32 | 50.00% | 50.00% |
| netway.cz s.r.o. | 2 | 1.00 | 00:00:00 | 50.00% | 100.00% |
| oa | 2 | 2.50 | 00:01:07 | 0.00% | 0.00% |
| olsanska 6 | 2 | 4.00 | 00:10:34 | 50.00% | 0.00% |
| pragonet | 2 | 6.50 | 00:05:48 | 50.00% | 50.00% |
| prazska energetika inc. | 2 | 2.50 | 00:01:27 | 0.00% | 0.00% |
| salzburg ag provides internet-services | 2 | 5.50 | 00:00:45 | 0.00% | 0.00% |
| syscore s.r.o. pacov | 2 | 1.00 | 00:00:00 | 50.00% | 100.00% |
| tvpm brno ostrava liberec | 2 | 2.50 | 00:01:24 | 0.00% | 50.00% |
| 2gm s.r.o. | 1 | 3.00 | 00:04:47 | 0.00% | 0.00% |
| address block of eurotel praha | 1 | 1.00 | 00:00:00 | 100.00% | 100.00% |
| adsl pop | 1 | 1.00 | 00:00:00 | 0.00% | 100.00% |
| aicom - ales bacik | 1 | 1.00 | 00:00:00 | 100.00% | 100.00% |
| assignment for porubanet s fo customers | 1 | 1.00 | 00:00:00 | 0.00% | 100.00% |
| cap computers horovice | 1 | 2.00 | 00:00:36 | 100.00% | 0.00% |
| cernovice 228 | 1 | 1.00 | 00:00:00 | 100.00% | 100.00% |
| ceska sporitelna a.s. | 1 | 3.00 | 00:00:20 | 0.00% | 0.00% |
| ceskoslovenska obchodni banka a.s. | 1 | 3.00 | 00:00:47 | 0.00% | 0.00% |
| cesky telecom a.s. | 1 | 5.00 | 00:01:23 | 0.00% | 0.00% |
| clnet ceska lipa | 1 | 1.00 | 00:00:00 | 100.00% | 100.00% |
| coma s.r.o. | 1 | 6.00 | 00:02:56 | 100.00% | 0.00% |
| compro | 1 | 2.00 | 00:00:05 | 100.00% | 0.00% |
| connection.cz | 1 | 2.00 | 00:00:35 | 0.00% | 0.00% |
| coprosys a.s. | 1 | 3.00 | 00:00:18 | 100.00% | 0.00% |
| coprosys a.s. pop pardubice | 1 | 1.00 | 00:00:00 | 100.00% | 100.00% |
| customer | 1 | 4.00 | 00:00:50 | 100.00% | 0.00% |
| czech on line a.s. | 1 | 1.00 | 00:00:00 | 100.00% | 100.00% |
| czech radio | 1 | 1.00 | 00:00:00 | 100.00% | 100.00% |
| czech tv | 1 | 1.00 | 00:00:00 | 0.00% | 100.00% |

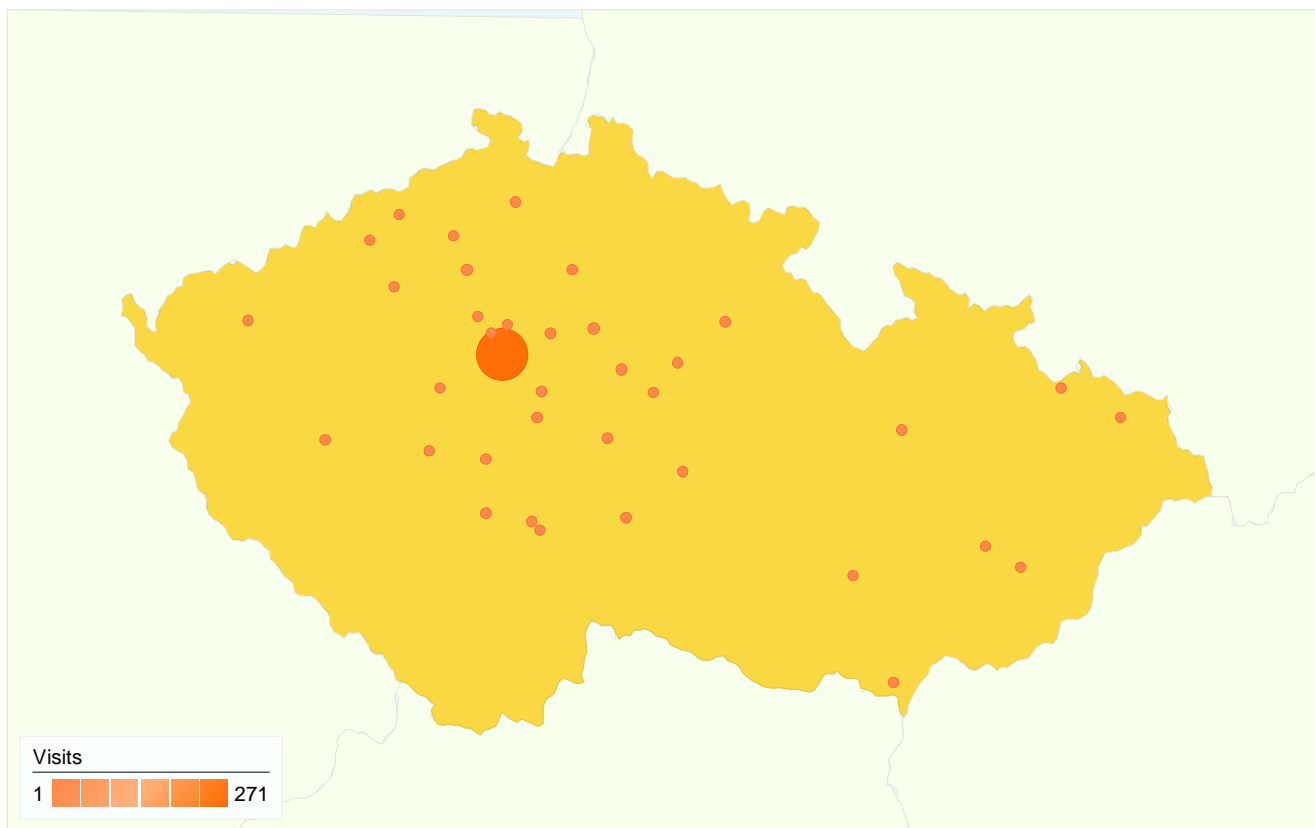
| | | | | | |
|---|---|-------|----------|---------|---------|
| easic computers | 1 | 5.00 | 00:03:27 | 100.00% | 0.00% |
| erkor s.r.o. | 1 | 3.00 | 00:00:27 | 100.00% | 0.00% |
| gprs/wba customer networks. | 1 | 3.00 | 00:08:46 | 100.00% | 0.00% |
| gts inec s.r.o. | 1 | 3.00 | 00:00:30 | 100.00% | 0.00% |
| infrastructure for fastweb s main location | 1 | 1.00 | 00:00:00 | 100.00% | 100.00% |
| internet service provider of net tiscali-cz | 1 | 1.00 | 00:00:00 | 100.00% | 100.00% |
| ip address range for freebone.cz | 1 | 1.00 | 00:00:00 | 100.00% | 100.00% |
| k+k cable | 1 | 3.00 | 00:00:33 | 100.00% | 0.00% |
| k+k hotel | 1 | 2.00 | 00:00:03 | 100.00% | 0.00% |
| karneval media litomerice 6 - public | 1 | 2.00 | 00:00:24 | 100.00% | 0.00% |
| karneval media praha 11 - public | 1 | 11.00 | 00:17:31 | 100.00% | 0.00% |
| knet int s.r.o | 1 | 6.00 | 00:01:11 | 0.00% | 0.00% |
| marila servis s.r.o. | 1 | 1.00 | 00:00:00 | 100.00% | 100.00% |
| network of aliatel | 1 | 3.00 | 00:02:25 | 0.00% | 0.00% |
| nikola tasaryova - nitex | 1 | 1.00 | 00:00:00 | 100.00% | 100.00% |
| obcanske sdruzeni internet v dobrichovicich a okoli | 1 | 1.00 | 00:00:00 | 100.00% | 100.00% |
| petr imandl - ob ansk sdru en jablonka.cz | 1 | 7.00 | 00:02:18 | 100.00% | 0.00% |
| praha | 1 | 1.00 | 00:00:00 | 100.00% | 100.00% |
| prazska plynarenska a.s. | 1 | 13.00 | 00:16:42 | 0.00% | 0.00% |
| prazska teplearenska a.s. | 1 | 1.00 | 00:00:00 | 100.00% | 100.00% |
| provider | 1 | 1.00 | 00:00:00 | 100.00% | 100.00% |
| pvt a.s. odstepny zavod praha | 1 | 2.00 | 00:00:15 | 100.00% | 0.00% |
| radioklub ok1kqh | 1 | 2.00 | 00:00:47 | 100.00% | 0.00% |
| radiokomunikace a.s. | 1 | 1.00 | 00:00:00 | 100.00% | 100.00% |
| radiomobil a.s. | 1 | 10.00 | 00:17:56 | 0.00% | 0.00% |
| revmatologicky ustav | 1 | 1.00 | 00:00:00 | 0.00% | 100.00% |
| semicka 3289 | 1 | 9.00 | 00:02:05 | 100.00% | 0.00% |
| seznam.cz | 1 | 1.00 | 00:00:00 | 100.00% | 100.00% |
| smart comp. a.s. | 1 | 1.00 | 00:00:00 | 100.00% | 100.00% |
| softcontrol s.r.o. isp in most | 1 | 2.00 | 00:00:03 | 100.00% | 0.00% |
| suchdol wireless network | 1 | 4.00 | 00:05:05 | 100.00% | 0.00% |
| termsnet | 1 | 1.00 | 00:00:00 | 100.00% | 100.00% |
| trionet ip infrastructure | 1 | 5.00 | 00:01:28 | 100.00% | 0.00% |
| university of economics | 1 | 1.00 | 00:00:00 | 100.00% | 100.00% |
| ustav silnicni a mestske dopravy a.s. | 1 | 1.00 | 00:00:00 | 100.00% | 100.00% |

| | | | | | |
|---|---|------|----------|---------|--------------|
| velvarska 451626 | 1 | 3.00 | 00:01:12 | 100.00% | 0.00% |
| vodafone czech republic a.s. | 1 | 2.00 | 00:00:54 | 100.00% | 0.00% |
| xdsl prague & central bohemia | 1 | 1.00 | 00:00:00 | 100.00% | 100.00% |
| xdsl south moravia | 1 | 2.00 | 00:00:14 | 100.00% | 0.00% |
| zarizeni sluzeb pro ministerstvo vnitra | 1 | 5.00 | 00:02:03 | 100.00% | 0.00% |
| | | | | | 1 - 98 of 98 |



363 visits came from 7 countries/territories

| Site Usage | | | | | | |
|---|--|--|--|--|-------------|------------|
| Visits | Pages/Visit | Avg. Time on Site | % New Visits | Bounce Rate | | |
| 363 % of Site Total: 100.00% | 3.57 Site Avg: 3.57 (0.00%) | 00:03:11 Site Avg: 00:03:11 (0.00%) | 44.90% Site Avg: 44.90% (0.00%) | 27.82% Site Avg: 27.82% (0.00%) | | |
| Country/Territory | Visits | Pages/Visit | Avg. Time on Site | % New Visits | Bounce Rate | |
| Czech Republic | 352 | 3.57 | 00:03:13 | 44.60% | 27.56% | |
| Canada | 3 | 2.00 | 00:00:26 | 66.67% | 33.33% | |
| Slovakia | 2 | 3.50 | 00:00:40 | 100.00% | 0.00% | |
| Austria | 2 | 5.50 | 00:00:45 | 0.00% | 0.00% | |
| United States | 2 | 1.00 | 00:00:00 | 50.00% | 100.00% | |
| Poland | 1 | 10.00 | 00:17:56 | 0.00% | 0.00% | |
| Italy | 1 | 1.00 | 00:00:00 | 100.00% | 100.00% | |
| | | | | | | 1 - 7 of 7 |

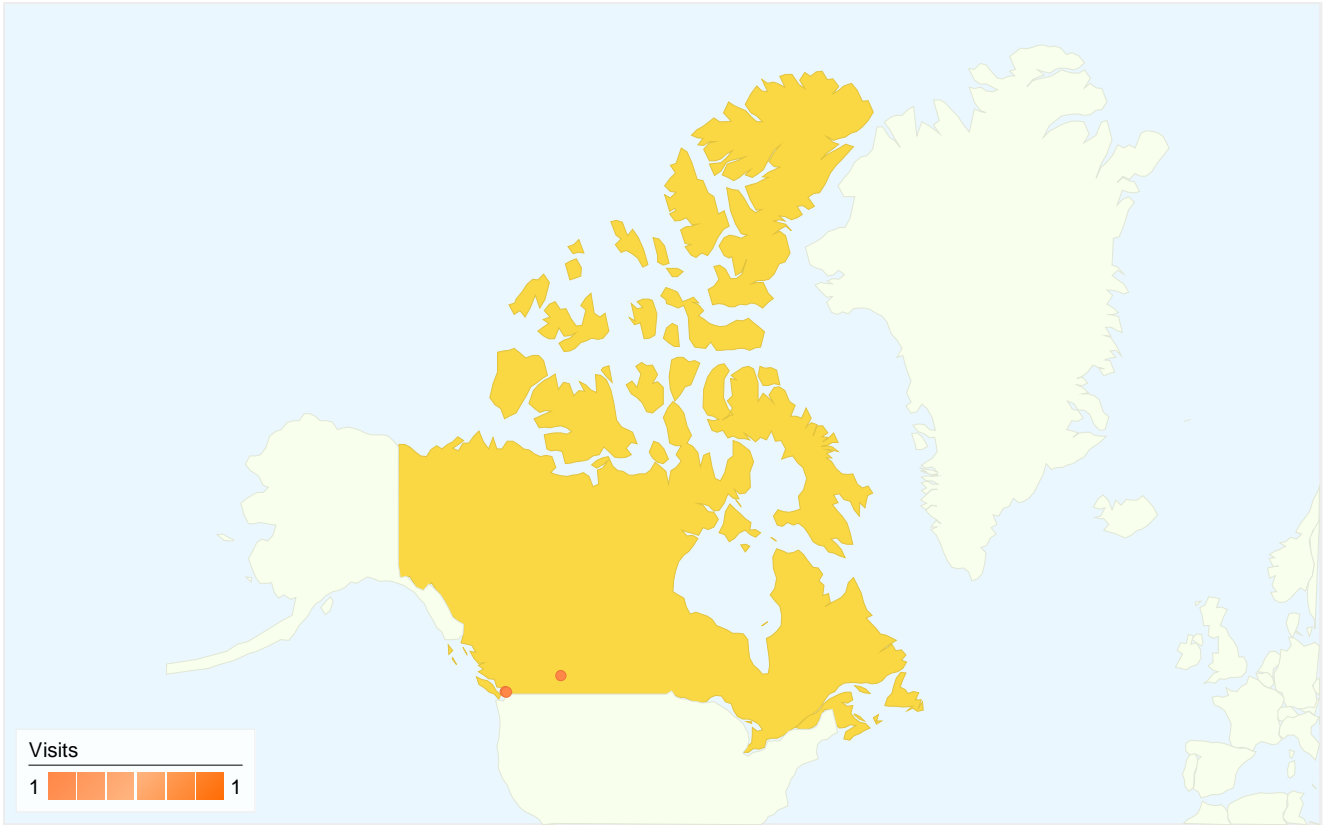


This country/territory sent 352 visits via 37 cities

| Site Usage | | | | | | |
|----------------------------|---------------------------|-------------------------------|------------------------------|------------------------------|-------------|--|
| Visits | Pages/Visit | Avg. Time on Site | % New Visits | Bounce Rate | | |
| 352 | 3.57 | 00:03:13 | 44.60% | 27.56% | | |
| % of Site Total: 96.97% | Site Avg: 3.57 (0.18%) | Site Avg: 00:03:11 (1.16%) | Site Avg: 44.90% (-0.67%) | Site Avg: 27.82% (-0.96%) | | |
| City | Visits | Pages/Visit | Avg. Time on Site | % New Visits | Bounce Rate | |
| Prague | 271 | 3.92 | 00:03:18 | 41.33% | 21.77% | |
| Nymburk | 9 | 2.33 | 00:02:19 | 11.11% | 22.22% | |
| Kolin | 8 | 2.38 | 00:01:05 | 0.00% | 12.50% | |
| Roudnice Nad Labem | 7 | 7.43 | 00:20:06 | 28.57% | 0.00% | |
| Celakovice | 5 | 1.20 | 00:00:03 | 20.00% | 80.00% | |
| Mnichovice | 4 | 2.25 | 00:05:10 | 25.00% | 50.00% | |
| Milevsko | 4 | 3.00 | 00:06:28 | 100.00% | 50.00% | |
| Porici Nad Sazavou | 3 | 3.00 | 00:02:40 | 100.00% | 33.33% | |
| Pelhrimov | 3 | 1.33 | 00:00:25 | 33.33% | 66.67% | |

| | | | | | |
|---------------------|---|------|----------|---------|---------|
| Ceska Lipa | 2 | 1.00 | 00:00:00 | 100.00% | 100.00% |
| Louny | 2 | 3.00 | 00:01:33 | 50.00% | 0.00% |
| Tabor | 2 | 2.00 | 00:00:17 | 100.00% | 50.00% |
| Zlin | 2 | 1.50 | 00:00:08 | 50.00% | 50.00% |
| Zruc Nad Sazava | 2 | 1.00 | 00:00:00 | 50.00% | 100.00% |
| Brno | 2 | 1.50 | 00:00:07 | 100.00% | 50.00% |
| Hradec Kralove | 2 | 2.00 | 00:00:14 | 100.00% | 50.00% |
| Pribram | 2 | 1.50 | 00:00:05 | 50.00% | 50.00% |
| Plzen | 2 | 1.00 | 00:00:00 | 100.00% | 100.00% |
| Karlovy Vary | 2 | 3.00 | 00:00:22 | 50.00% | 0.00% |
| Litomerice | 1 | 2.00 | 00:00:24 | 100.00% | 0.00% |
| Kromeriz | 1 | 1.00 | 00:00:00 | 100.00% | 100.00% |
| Beroun | 1 | 1.00 | 00:00:00 | 100.00% | 100.00% |
| Opava | 1 | 1.00 | 00:00:00 | 100.00% | 100.00% |
| Mlada Boleslav | 1 | 1.00 | 00:00:00 | 100.00% | 100.00% |
| Roztoky | 1 | 1.00 | 00:00:00 | 100.00% | 100.00% |
| Prelouc | 1 | 1.00 | 00:00:00 | 100.00% | 100.00% |
| Most | 1 | 2.00 | 00:00:03 | 100.00% | 0.00% |
| Caslav | 1 | 1.00 | 00:00:00 | 100.00% | 100.00% |
| Havlickuv Brod | 1 | 1.00 | 00:00:00 | 100.00% | 100.00% |
| Breclav | 1 | 1.00 | 00:00:00 | 100.00% | 100.00% |
| Kralupy Nad Vltavou | 1 | 5.00 | 00:03:27 | 100.00% | 0.00% |
| Sezimovo Usti | 1 | 1.00 | 00:00:00 | 100.00% | 100.00% |
| Ostrava | 1 | 1.00 | 00:00:00 | 0.00% | 100.00% |
| Dubovice | 1 | 2.00 | 00:00:47 | 100.00% | 0.00% |
| Mohelnice | 1 | 1.00 | 00:00:00 | 100.00% | 100.00% |
| Teplice | 1 | 1.00 | 00:00:00 | 100.00% | 100.00% |
| Brandys-Nad-Labem | 1 | 5.00 | 00:01:28 | 100.00% | 0.00% |

1 - 37 of 37



This country/territory sent 3 visits via 3 cities

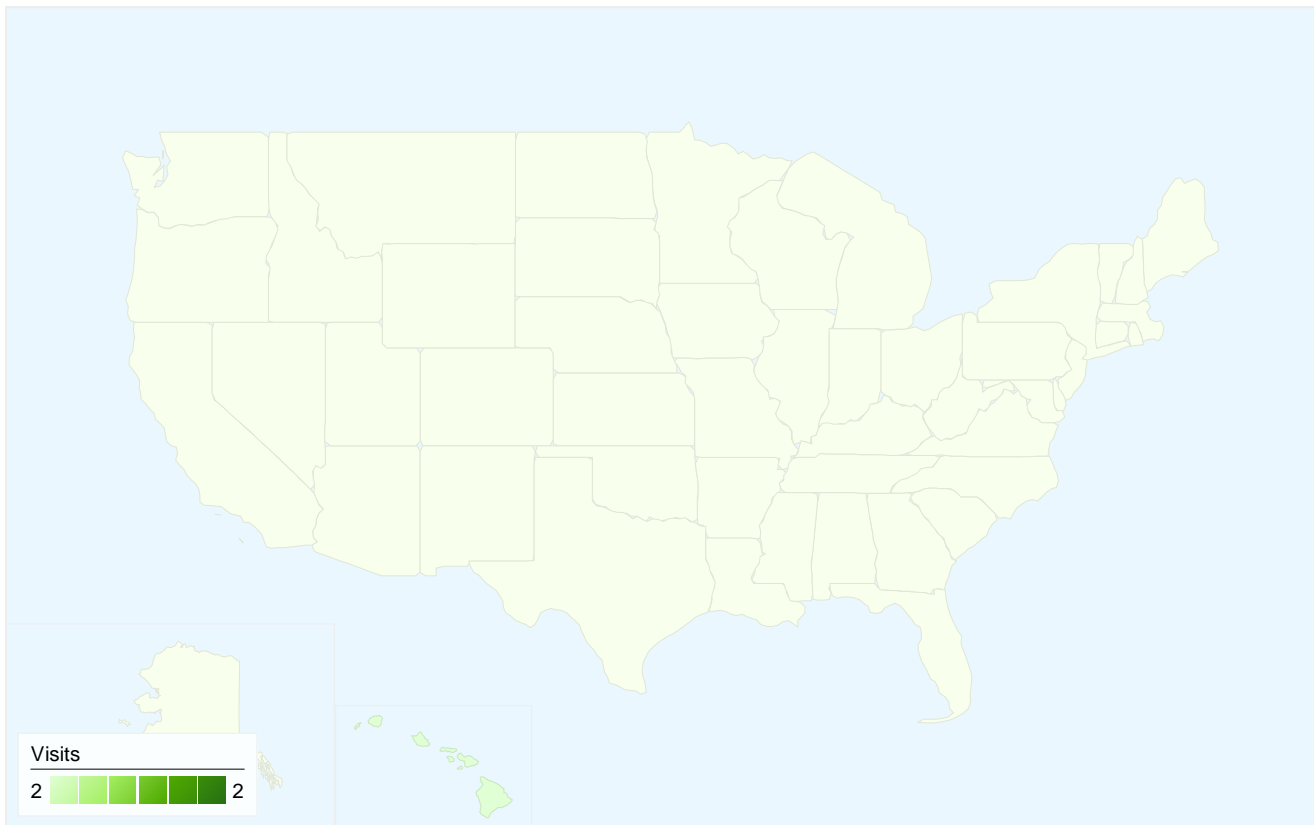
| Site Usage | | | | | | |
|---|---|---|---|--|-------------|------------|
| Visits 3 % of Site Total: 0.83% | Pages/Visit 2.00 Site Avg: 3.57 (-43.94%) | Avg. Time on Site 00:00:26 Site Avg: 00:03:11 (-86.38%) | % New Visits 66.67% Site Avg: 44.90% (48.47%) | Bounce Rate 33.33% Site Avg: 27.82% (19.80%) | | |
| City | Visits | Pages/Visit | Avg. Time on Site | % New Visits | Bounce Rate | |
| Vancouver | 1 | 3.00 | 00:00:52 | 100.00% | 0.00% | |
| New Westminster | 1 | 1.00 | 00:00:00 | 0.00% | 100.00% | |
| Calgary | 1 | 2.00 | 00:00:26 | 100.00% | 0.00% | |
| | | | | | | 1 - 3 of 3 |

Country/Territory Detail:

United States

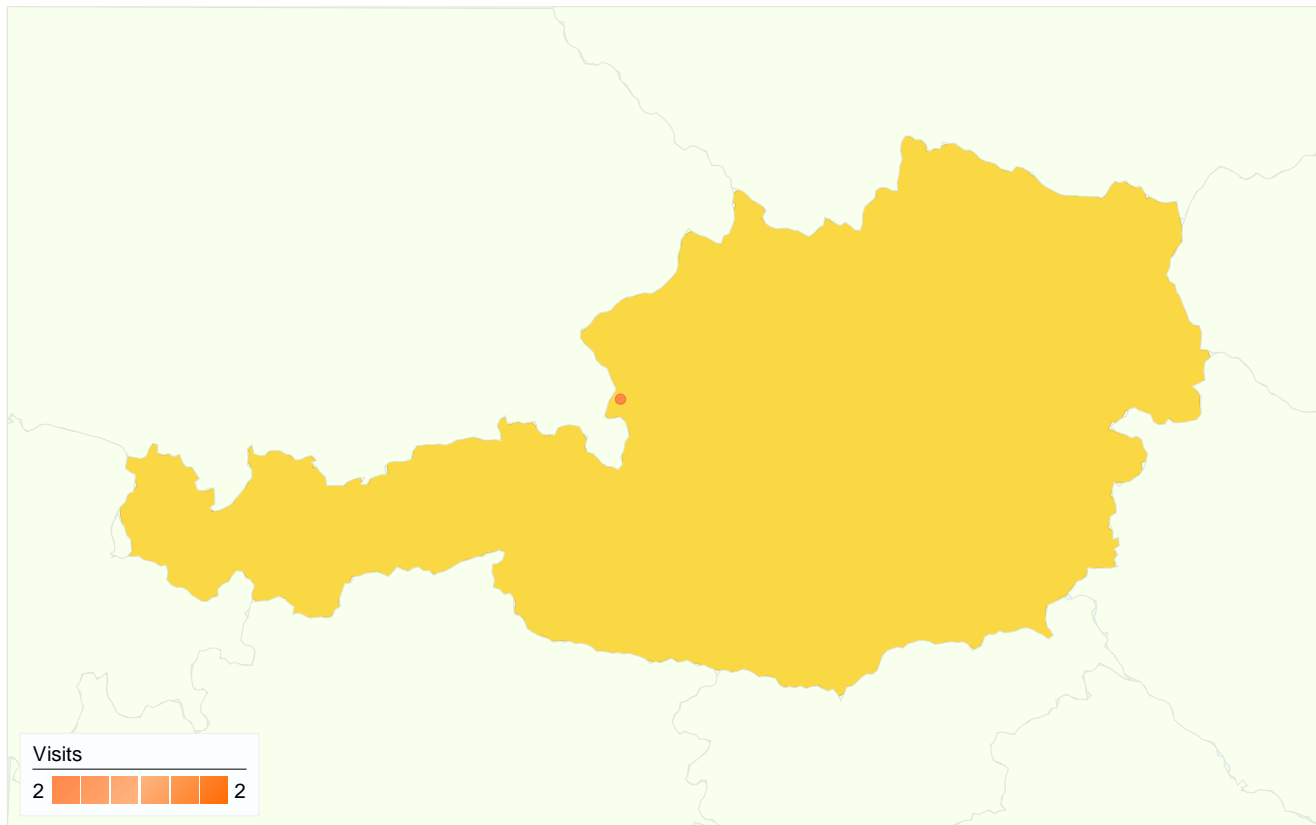
Nov 22, 2007 - Dec 22, 2007

Comparing to: Site



This country/territory sent 2 visits via 1 regions

| Site Usage | | | | | | |
|---|---|--|---|--|-------------|------------|
| Visits 2 % of Site Total: 0.55% | Pages/Visit 1.00 Site Avg: 3.57 (-71.97%) | Avg. Time on Site 00:00:00 Site Avg: 00:03:11 (-100.00%) | % New Visits 50.00% Site Avg: 44.90% (11.35%) | Bounce Rate 100.00% Site Avg: 27.82% (259.41%) | | |
| Region | Visits | Pages/Visit | Avg. Time on Site | % New Visits | Bounce Rate | |
| Hawaii | 2 | 1.00 | 00:00:00 | 50.00% | 100.00% | |
| | | | | | | 1 - 1 of 1 |



This country/territory sent 2 visits via 1 cities

| Site Usage | | | | | | |
|---|--|---|--|---|-------------|------------|
| Visits 2 % of Site Total: 0.55% | Pages/Visit 5.50 Site Avg: 3.57 (54.17%) | Avg. Time on Site 00:00:45 Site Avg: 00:03:11 (-76.43%) | % New Visits 0.00% Site Avg: 44.90% (-100.00%) | Bounce Rate 0.00% Site Avg: 27.82% (-100.00%) | | |
| City | Visits | Pages/Visit | Avg. Time on Site | % New Visits | Bounce Rate | |
| Salzburg | 2 | 5.50 | 00:00:45 | 0.00% | 0.00% | |
| | | | | | | 1 - 1 of 1 |

Browsers and OS

Nov 22, 2007 - Dec 22, 2007

Comparing to: Site



363 visits used 5 browser and OS combinations

| Site Usage | | | | |
|---|---|---|--|---|
| Visits 363 % of Site Total: 100.00% | Pages/Visit 3.57 Site Avg: 3.57 (0.00%) | Avg. Time on Site 00:03:11 Site Avg: 00:03:11 (0.00%) | % New Visits 44.90% Site Avg: 44.90% (0.00%) | Bounce Rate 27.82% Site Avg: 27.82% (0.00%) |
| Browser and OS | Visits | Visits | Visits | |
| Internet Explorer / Windows | 283 | 77.96% | | |
| Firefox / Windows | 72 | 19.83% | | |
| Opera / Windows | 4 | 1.10% | | |
| Firefox / Linux | 2 | 0.55% | | |
| Mozilla / Windows | 2 | 0.55% | | |

1 - 5 of 5



363 visits used 2 operating systems

Site Usage

| Visits 363 % of Site Total: 100.00% | Pages/Visit 3.57 Site Avg: 3.57 (0.00%) | Avg. Time on Site 00:03:11 Site Avg: 00:03:11 (0.00%) | % New Visits 44.90% Site Avg: 44.90% (0.00%) | Bounce Rate 27.82% Site Avg: 27.82% (0.00%) |
|---|---|---|--|---|
| Operating System | Visits | Visits | Visits | |
| ■ Windows | 361 | 99.45% | <p>99.45%</p> | |
| ■ Linux | 2 | 0.55% | | |



363 visits used 4 screen colors

Site Usage

| | | | | |
|---|---|---|--|---|
| Visits 363 % of Site Total: 100.00% | Pages/Visit 3.57 Site Avg: 3.57 (0.00%) | Avg. Time on Site 00:03:11 Site Avg: 00:03:11 (0.00%) | % New Visits 44.90% Site Avg: 44.90% (0.00%) | Bounce Rate 27.82% Site Avg: 27.82% (0.00%) |
| Screen Colors | Visits | Visits | Visits | |
| ■ 32-bit | 324 | 89.26% | | |
| ■ 16-bit | 26 | 7.16% | | |
| ■ 24-bit | 12 | 3.31% | | |
| ■ 8-bit | 1 | 0.28% | | |
| 1 - 4 of 4 | | | | |

Screen Resolutions



363 visits used 10 screen resolutions

Site Usage

| Visits 363 % of Site Total: 100.00% | Pages/Visit 3.57 Site Avg: 3.57 (0.00%) | Avg. Time on Site 00:03:11 Site Avg: 00:03:11 (0.00%) | % New Visits 44.90% Site Avg: 44.90% (0.00%) | Bounce Rate 27.82% Site Avg: 27.82% (0.00%) |
|---|---|---|--|---|
| Screen Resolution | Visits | Visits | Visits | |
| 1024x768 | 172 | 47.38% | | |
| 1280x1024 | 110 | 30.30% | | |
| 1152x864 | 25 | 6.89% | | |
| 1280x800 | 23 | 6.34% | | |
| 800x600 | 16 | 4.41% | | |
| 1440x900 | 8 | 2.20% | | |
| 1280x960 | 3 | 0.83% | | |
| 1600x1200 | 3 | 0.83% | | |
| 1680x1050 | 2 | 0.55% | | |
| 1920x1200 | 1 | 0.28% | | |



13 URLs were viewed a total of 1,295 times

Content Performance

| Pageviews 1,295 % of Site Total: 100.00% | Unique Pageviews 967 % of Site Total: 100.00% | Time on Page 00:01:14 Site Avg: 00:01:14 (0.00%) | Bounce Rate 27.82% Site Avg: 27.82% (0.00%) | % Exit 28.03% Site Avg: 28.03% (0.00%) | \$ Index \$0.00 Site Avg: \$0.00 (0.00%) | |
|--|---|--|---|--|--|----------|
| URL | Pageviews | Unique Pageviews | Time on Page | Bounce Rate | % Exit | \$ Index |
| / | 400 | 304 | 00:00:29 | 22.67% | 26.75% | \$0.00 |
| /pages/aktuality.htm | 208 | 148 | 00:02:34 | 33.33% | 32.69% | \$0.00 |
| /pages/osady.htm | 148 | 116 | 00:01:55 | 62.50% | 41.89% | \$0.00 |
| /pages/trebsin.htm | 95 | 70 | 00:01:22 | 66.67% | 20.00% | \$0.00 |
| /pages/fotos.htm | 87 | 64 | 00:01:11 | 100.00% | 21.84% | \$0.00 |
| /pages/krnany.htm | 62 | 40 | 00:01:25 | 0.00% | 20.97% | \$0.00 |
| /pages/sdh-trebsin.htm | 62 | 49 | 00:00:56 | 71.43% | 41.94% | \$0.00 |
| /pages/hymna.htm | 50 | 38 | 00:01:23 | 50.00% | 30.00% | \$0.00 |
| /pages/sluzby.htm | 50 | 40 | 00:01:05 | 50.00% | 26.00% | \$0.00 |
| /index.htm | 49 | 34 | 00:00:40 | 16.67% | 16.33% | \$0.00 |
| /pages/forum.htm | 34 | 29 | 00:01:25 | 0.00% | 23.53% | \$0.00 |
| /pages/teletin.htm | 29 | 17 | 00:01:27 | 0.00% | 6.90% | \$0.00 |
| /pages/pocasi.htm | 21 | 18 | 00:00:35 | 100.00% | 14.29% | \$0.00 |

1 - 13 of 13

Třebsín

[HOME](#) [Aktuality](#) [Třebsín](#) [Křňany](#) [Teletín](#) [Tramprké osady](#) [SDH Třebsín](#) [Služby](#) [Fotogalerie](#) [Hymna](#) [Fórum](#)

Vítáme vás na neoficiálních stránkách občanů, podnikatelů, osadníků a příznivců obce Třebsína.



Vznik těchto stránek může být datován pátkem 9. března 2007. Nápad se zrodil v typickém českém prostředí tj. v restauraci U Novotných okolo 20 hodiny, kdy u zadního stolu prohlásil Edison : " ... koukal jsem na evidenci domén a ona je trebsin.cz ještě volná. Divné, hmm ... Neměla by se koupit, než ji schramstne nějaký šmelinář ?! Napíšeme něco o Třebsíně, o osadách, přidáme k doméně stránky Úsvitu a Můžeme ji sice koupit jako firma, ale myslím, že by ji měl vlastnit někdo z Třebsína, to raději u nás zařídím jen webhosting zdarma. Vzhledem k tomu, že seděl u správného stolu, tak Dadula (jako disciplinovaný podřízený) "houkla" na šerifa Prd'ku "Co ty na to, koupíme ji ? ANO ?! Když má Třebsín již své hospody, hasiče, osady, festival a hymnu, tak by měl mít i svou doménu a stránky. Další bude na řadě asi znak ...".

A jak řekli, tak udělali. Dadula je vlastníkem domény, neb tu má trvalé bydliště a máte tu i stránky www.trebsin.cz resp. jejich prvopočátek.

Těšíme se na vaší přízeň, příspěvky a předem vám děkujeme za trpělivost, než se nám je podaří alespoň trochu dodělat a také, že nás v tom nenecháte samotné.

1. dubna 2007

Edison & Dadula

[HOME](#)
[Aktuality](#)
[Třebsín](#)
[Křňany](#)
[Teletín](#)
[Tramprké osady](#)
[SDH Třebsín](#)
[Služby](#)
[Fotogalerie](#)
[Hymna](#)
[Fórum](#)
[Počasí](#)

třebsínská zvonice



Po 24.12



Út 25.12

| Návštěvy | |
|----------|------|
| Celkem | 3040 |
| Týden | 63 |
| Dnes | 6 |
| Online | 1 |